

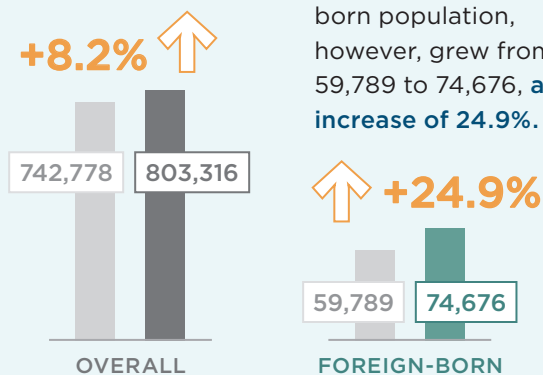
NEW AMERICANS IN COLUMBUS

A SNAPSHOT OF THE DEMOGRAPHIC AND ECONOMIC CONTRIBUTIONS OF IMMIGRANTS*

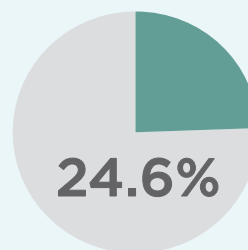
POPULATION GROWTH

POPULATION TRENDS

Between 2007 and 2012, the overall population of Columbus increased from 742,778 to 803,316, **an increase of 8.2%**. The foreign-born population, however, grew from 59,789 to 74,676, **an increase of 24.9%**.

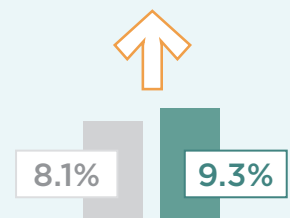


FOREIGN-BORN SHARE OF POPULATION GROWTH



Foreign-born people accounted for **24.6%** of all population growth in Columbus.

FOREIGN-BORN SHARE OF POPULATION



The share of the overall population of Columbus that is foreign-born **increased** from 8.1% in 2007 to 9.3% in 2012

SPENDING POWER AND TAX CONTRIBUTIONS

Due to size and workforce participation, **the foreign-born population of Columbus makes a significant contribution to the economy** through spending and consumption. We calculate that the foreign-born population holds more than

\$2 billion
in spending power

or approximately
5.3% of the total spending power
in Columbus.

Immigrants are also taxpayers, and given their income and average rates of tax incidence, contribute more than

\$258 million in state and local tax dollars

including income, property, sales, and excise taxes.

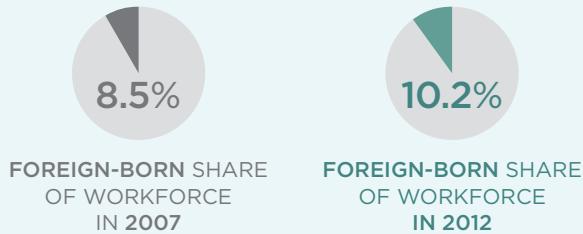
This tax contribution represents more than 5.3% of all state and local tax revenues collected from Columbus residents, indicating that **immigrants contribute slightly more than their share in taxes relative to their income.**

* **Note:** Unless otherwise specified, data comes from the American Community Survey 3-year samples from 2005-2007 and 2010-2012, and figures refer to the city of Columbus. Given the continuous expansion of the city of Columbus since 2000, as well as the limitations of the ACS data, we use the borders of the city of Columbus as they were in 2010 for both the 2007 and the 2012 figures.

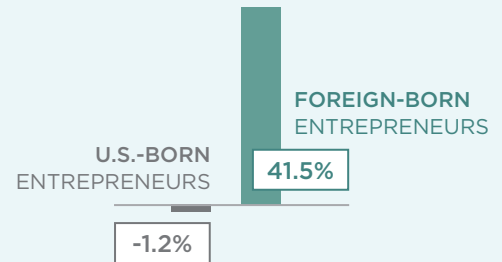
LABOR MARKET AND ENTREPRENEURSHIP

Immigrants in the employed labor force grew by more than 10,000 people from 2007 to 2012, from 34,339 to 44,733.

The share of the workforce that is foreign-born, across all industries, increased from 8.5% to 10.2%.



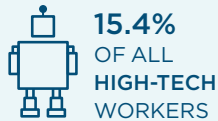
While the number of U.S.-born entrepreneurs decreased by 1.2%, the number of foreign-born entrepreneurs increased by 41.5%.



HIGH-SKILLED RESIDENTS, HIGH-TECH INDUSTRIES, AND STEM JOBS


HIGH-TECH WORKFORCE

While immigrants make up 9.3% of Columbus's population, they make up 15.4% of the workforce employed in high-tech industries.



OTHER INDUSTRIES

In some industries, the foreign-born make up an even more significant share of the workforce. For example:

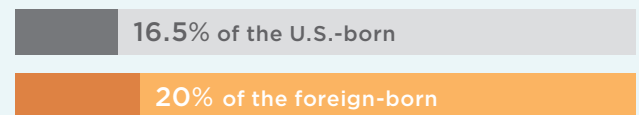


...in Columbus are foreign-born.

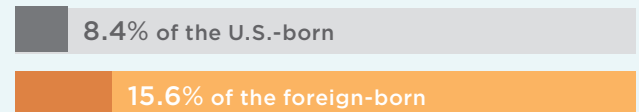
EDUCATIONAL ATTAINMENT

As of 2012, the foreign-born population has higher levels of educational attainment than the U.S.-born population.

Nearly 20% of foreign-born people held a **bachelor's degree**, compared to just 16.5% of U.S.-born people.



Meanwhile, while 15.6% of foreign-born people hold **advanced degrees** (*master's, professional, or doctorates*), only 8.4% of U.S.-born people are similarly qualified.

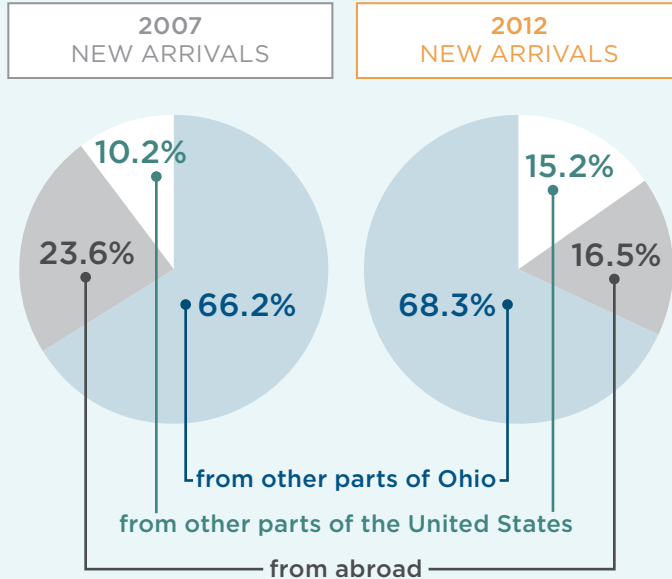


MIGRATION

As the foreign-born population of Columbus has continued to grow and evolve, so have migration patterns.

In 2007, the vast majority (71%) of foreign-born people had been in Columbus for more than a year.

Of the remaining 29% of foreign-born residents who had lived in Columbus for less than a year — the so-called “recent arrivals” — 66.2% had moved to Columbus from other parts of Ohio, while 10.2% came from other parts of the United States and 23.6% came from abroad.

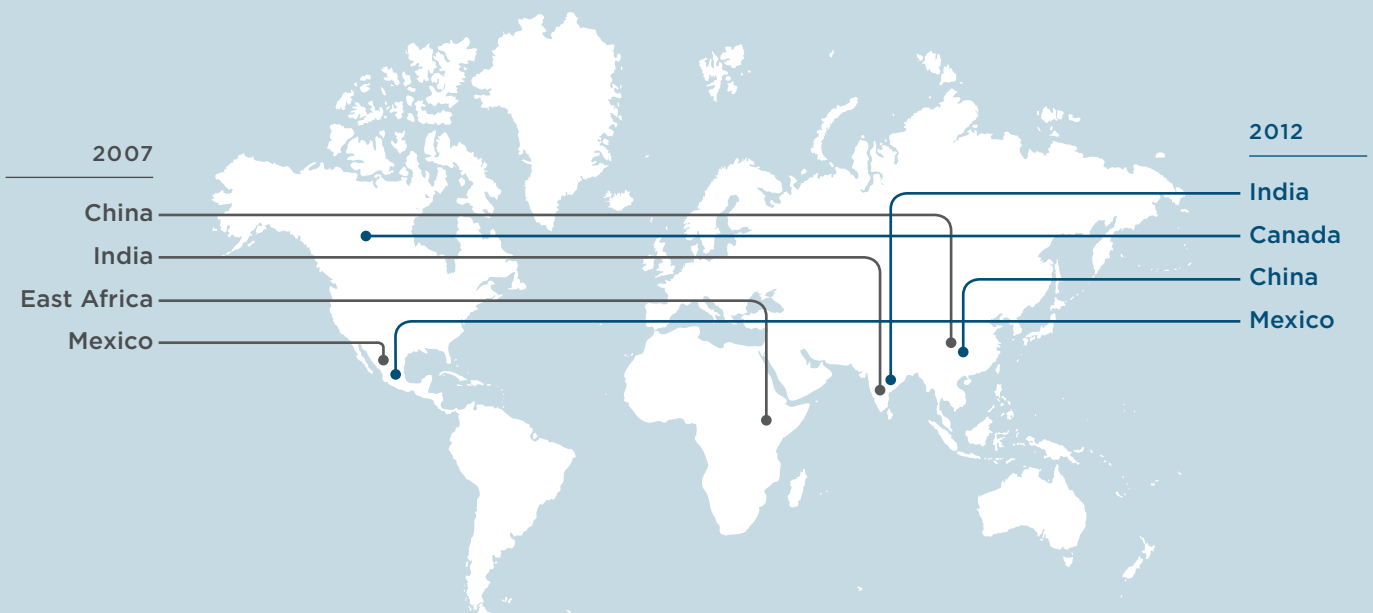


As of 2012, the foreign-born population of Columbus was more established.

The share of the foreign-born population that had been living in Columbus for more than a year increased to 77.8%. The remaining 22.2%, the recent arrivals, were increasingly made up of immigrants coming from other parts of the United States.

The share of recent arrivals moving to Columbus from elsewhere in Ohio increased to 68.3%, while those from other parts of the country increased to 15.2%. Meanwhile, the share of recent arrivals that had come from abroad decreased to just above 16.5%.

The most common regions and countries of origin for recent international arrivals to Columbus



The Partnership for a New American Economy brings together more than 500 mayors and business leaders united in making the economic case for streamlining, modernizing, and rationalizing our country’s immigration policies at the national, state, and local levels.