

# NEW AMERICANS IN DENVER

A SNAPSHOT OF THE DEMOGRAPHIC AND ECONOMIC CONTRIBUTIONS OF IMMIGRANTS IN THE METROPOLITAN AREA

## SPENDING POWER AND TAX CONTRIBUTIONS

Foreign-born households control more than

**\$6.9 billion**  
in spending power

and contribute more than

**\$673 million**  
in taxes to state and local budgets.

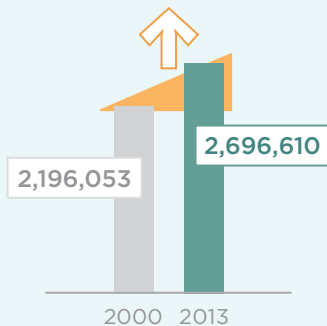
Immigrant households also contribute more than **\$1.2 billion** in federal taxes.

Foreign-born households also pay into federal social programs, including Social Security and Medicare. In 2013, we estimate that immigrants contributed

**\$1+ billion**  
to Social Security and  
**\$256+ million**  
to Medicare.

## POPULATION GROWTH

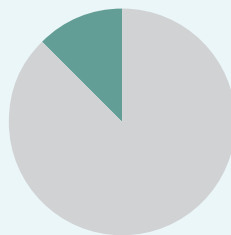
### TOTAL POPULATION GROWTH



Between 2000 and 2013, the population of the Denver metropolitan area **increased by more than 500,000 people**, going from 2,196,053 in 2000 to 2,696,610 in 2013.

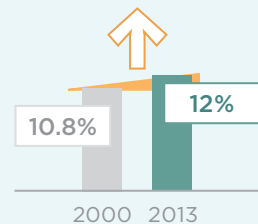
### FOREIGN-BORN SHARE OF GROWTH

FOREIGN-BORN RESIDENTS: 17.5%  
NATIVE-BORN RESIDENTS: 82.5%



The foreign-born accounted for **17.5% of the total population growth**.

### FOREIGN-BORN SHARE OF POPULATION



The foreign-born population during this period grew by close to 86,000, **an increase of more than 37%**. Their share of the area's population grew from 10.8% in 2000 to 12% in 2013.

# LABOR MARKET

## TOTAL WORKFORCE

12% of the total population are foreign-born

14.2% of the employed population are foreign-born

Immigrants make up a disproportionate share of all employed people in the Denver metro area. While 12% of the population, they account for **14.2% of the employed population.**

## HIGH-SKILLED INDUSTRIES

They make up significant shares of the IT (14.7%), and advanced manufacturing (16.8%) industries.



OF THE IT INDUSTRY



OF THE ADVANCED MANUFACTURING INDUSTRY

## HEALTHCARE SERVICES

Immigrants are also active in providing healthcare services to the Denver metropolitan region.



12%+ OF HEALTHCARE SERVICE WORKERS

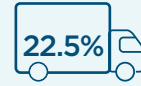
## KEY INDUSTRIES

Foreign-born workers contribute significantly to key industries in Denver where they make up large shares of the workforce. For example, immigrants make up:



28.6%

OF CONSTRUCTION WORKERS

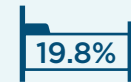


OF AUTOMOTIVE WORKFORCE



21.3%

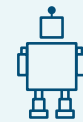
OF WORKERS IN ARTS, ENTERTAINMENT, AND RECREATION



OF WORKERS IN ACCOMMODATION AND FOOD SERVICES

## HIGH-TECH AND STEM

Foreign-born workers also figure significantly into the high-tech and STEM (Science, Technology, Engineering and Mathematics) workforce. More than **one in four** professional, scientific, or technical service workers is foreign-born.



12.3% OF ALL HIGH-TECH WORKERS



13.2% OF ALL STEM WORKERS

IN 2010

4,427

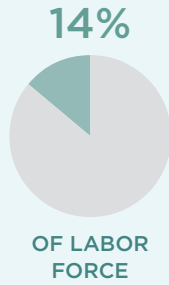
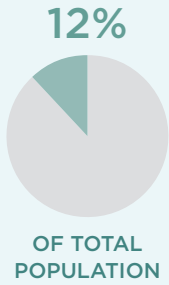


manufacturing jobs

Immigrants play a large role in the workforce and help companies keep jobs on U.S. soil; over the course of the decade an estimated **4,427 manufacturing jobs** were preserved or created in Denver county due to the influx of immigrants.<sup>1</sup>

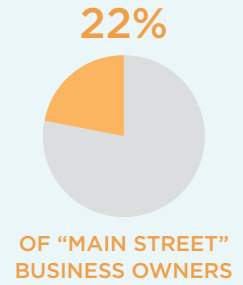
<sup>1</sup> Vigdor, Jake. "Immigration and the Revival of American Cities," Partnership for a New American Economy and Americas Society/Council of the Americas, September 2013.

# ENTREPRENEURSHIP

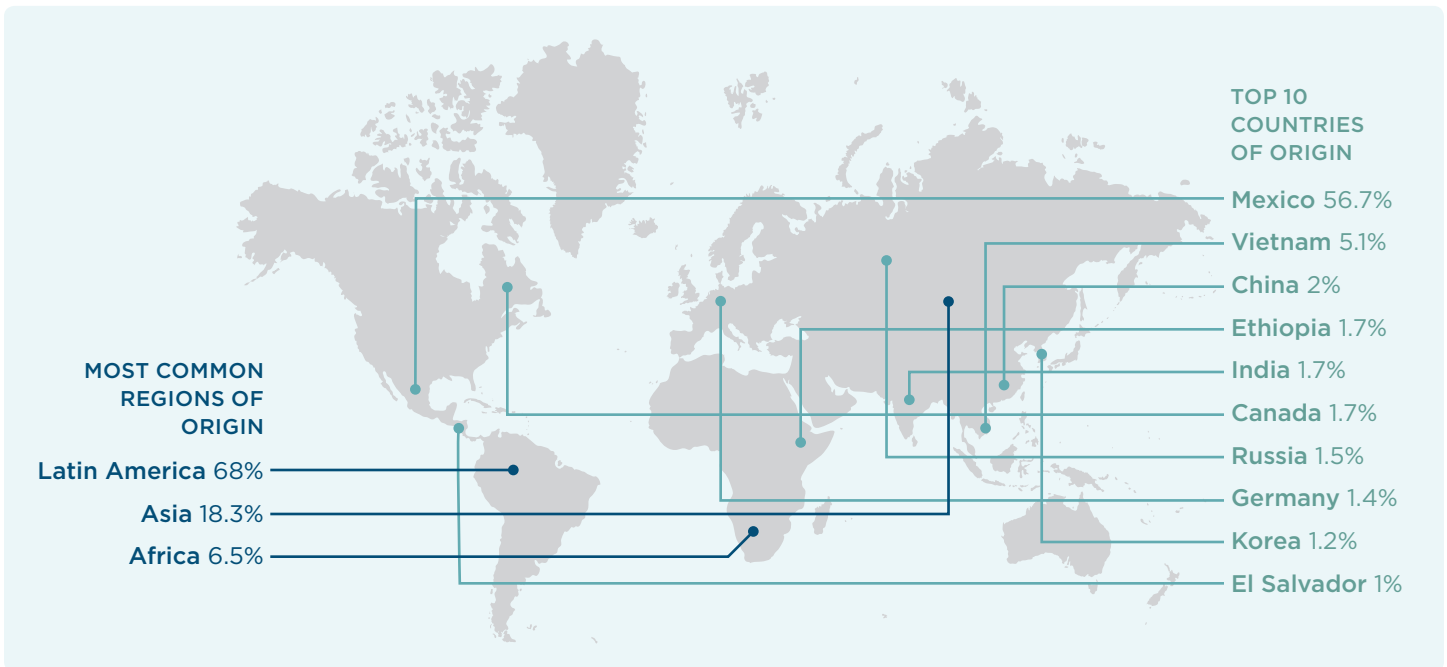


While immigrants account for 12% of the population and 14% of the labor force, they are 22% of “main street” business owners. In 2012, immigrant-owned main street businesses alone generated

**\$152 million** in earnings, nearly one-quarter of the total earnings for this sector.<sup>2</sup>



## A PROFILE OF DENVER’S IMMIGRANTS



<sup>2</sup> Kallick, David. “Bringing Vitality to Main Street: How Immigrant Small Businesses Help Local Economies Grow,” Americas Society/Council of the Americas and Fiscal Policy Institute, January 2015. <http://www.as-coa.org/sites/default/files/ImmigrantBusinessReport.pdf>. Main street businesses are those fall into the ACS-defined Retail and Accommodations and Food Services sectors, as well as a subset of businesses in the Other Services sectors. For a full list, see Kallick, p. 37.



The Partnership for a New American Economy brings together more than 500 mayors and business leaders united in making the economic case for streamlining, modernizing, and rationalizing our country’s immigration policies at the national, state, and local levels.